



9600 MODEL


CLASSIC STEEL

R-11* Polyurethane Insulation
Pinch-Resistant Panels
Limited Lifetime Warranty



Sonoma Panel, Desert Tan Finish, Arched Stockton Windows

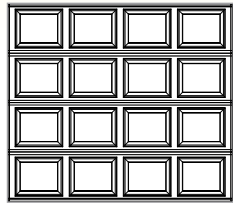
door construction

- Embossed, high tensile steel panels give the look of wood with the strength of steel.
- Two-coat, baked-on polyester finish is virtually maintenance-free. This finish also makes an excellent base if you repaint to match the existing exterior colors of your home.
- The foamed-in-place polyurethane insulation is chemically bonded to each steel section, creating a structure with higher strength and dent resistance.
- Heavy-gauge steel wraparound end caps trim-out door edges for better appearance, improved strength and protection of the insulation from damage.
- Integral foam-filled horizontal struts at the top and bottom of door sections add rigidity for long life and smooth operation – extra strength without extra weight.
- Wind load models available. 
- Sound-absorbing insulation makes the door operate quieter and reduces wind rattle.
- Attractive, low-profile hinges provide maximum strength between sections and add stability compared with ordinary vertical hinges. Hinges are factory-installed for proper alignment and smoother door operation.
- Made with two layers of steel and polyurethane insulation.
- Bulb-shaped bottom seal remains flexible even in extreme cold to help keep the bad weather outside.
- SilentGlide™ nylon rollers with solid steel shafts provide years of smooth, quiet and dependable operation.
- Protective polymer caps add a finishing touch to the reinforcing struts.
- An insulated garage door improves thermal efficiency.


specifications

Panel Designs


Steel panels are embossed with a wood grain texture giving the look of genuine wood.



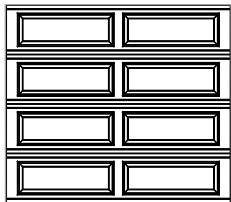
Colonial



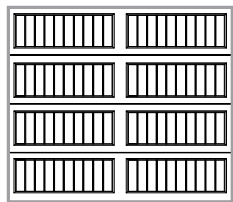
Sonoma



Contemporary



Ranch



Sonoma Ranch†

†Available second half of 2015

Colors

Paint Finish



White



Almond



Desert Tan



Taupe



Brown



Green

Actual colors may vary from brochure due to fluctuations in the printing process. Always request a color sample from your Dealer for accurate color matching.

Windows

Many decorative window inserts are available to enhance the look of your garage door, which in turn enhances the look of your home. Here are just a few examples. Visit our website for full window offering.



Cascade I



Clear II



Stockton I



Prairie I

Hardware

Hardware options are available. Visit our website at www.wayne-dalton.com for details.



Safety and Security

Pinch-resistant design helps push fingers out of harm's way if accidentally placed near a closing door.

The Wayne Dalton TorqueMaster® Plus is the first counterbalance system to seal springs safely within a steel tube. It contains an anti-drop feature that reduces the risk of injury due to accidental release of tension.

Tamper-resistant safety bottom brackets help avoid possible injury by preventing inadvertent loosening when the counterbalance cables are still under tension.

Thermal Efficiency and Noise Control

- The R-11* polyurethane insulation is substantially more effective than the same thickness of common polystyrene.
- Bulb-shaped bottom seal remains flexible even in the cold to keep out bad weather.
- The foamed-in-place insulation helps block street noise from entering into living areas that adjoin the garage.



Warranty

Model 9600 offers a Limited Lifetime Warranty against cracking, splitting, rusting through or section deterioration. See dealer for complete details.



* Wayne Dalton uses a calculated door section R-value for our insulated doors.

SEE ALL THE LOOKS AVAILABLE ON OUR GARAGE DOOR DESIGN CENTER AT www.Wayne-Dalton.com

Dealer Imprint Area



www.wayne-dalton.com